








October 2016 Literacy Activity Calendar



Early Literacy is everything a child knows BEFORE they know how to read and write!

Sunday	Monday	Tuesday	Wednesday	Thursday	Friday	Saturday
<p>When you follow your child's lead, you increase learning potential, and at the same time, you strengthen the attachment between you.”</p> <p>~Canadian Association of Family Resource Programs</p>						<p>1 Read nursery rhymes until your child know them well. Then let her fill in the rhyming words.</p>
<p>2 Take a walk outdoors and find and name all the colours of the leaves.</p>	<p>3 Pretend to be musicians and use musical instruments to beat out the number of syllables in words!</p>	<p>4 Make a story book with your child. Have him draw the pictures and dictate the story to you.</p>	<p>5 Take a walk in the park. Talk about the changes to the trees.</p>	<p>6 Make sure meal time is talking time! Listen to what your child is saying to you!</p>	<p>7 Ask your child if they would like to “read” a story to a special member of your family.</p>	<p>8 Keep a bag of books in the car so you have them with you at all times!</p>
<p>9 Visit your library to see what great new book are available. You may get some great ideas for gifts!</p>	<p>10 Read and re-read favourite stories, repetition is great for language development!</p>	<p>11 Play pretend with your child! Follow her lead!</p>	<p>12 Let your child help you sort the laundry. Whose shirt is this? Is it bigger/smaller than this one?</p>	<p>13 Help your child follow a recipe to make cookies!</p>	<p>14 Let your child help unpack the groceries. Talk about the food you bought and what he likes best!</p>	<p>15 Count the stairs as you climb them.</p>
<p>16 Plan to visit an Ontario Early Years Program to play, paint and sing together!</p>	<p>17 Sing the Itsy Bitsy Spider song.</p> 	<p>18 Have a building day! Build with blocks, boxes and cardboard! Don't forget to knock it down too!</p>	<p>19 Create a menu for lunch today. What will you have? What ingredients will you need?</p>	<p>20 Ask your child about their favourite: Book? Toy? Colour? Listen to his answers!</p> 	<p>21 If your child sees you reading she will learn to value it and want to imitate you!</p>	<p>22 Play a counting game! Count fingers, toes, or items around the house.</p>
<p>23 Listen to the sounds around you (a dog barking, a car whirring) and imitate them!</p>	<p>24 Put things in order. Try large to small, or small to large. Stack bowls or measuring cups.</p>	<p>25 Play I Spy! What colours can you find?</p> 	<p>26 Play a simple board game like snakes and ladders or put together a puzzle.</p>	<p>27 Tell your child a story about when you were young!</p>	<p>28 Look out your front window and ask your child to tell you about what they see.</p>	<p>29 Imitate my babbling sounds and actions. These “conversations” kick start language.</p>
<p>30 Talk about pictures in books, the story, and what might happen next!</p> 	<p>31 Halloween!</p> 	<p>Want more information? Find Oxford Early Literacy on Facebook!</p>	<p>O—Observe to see what the child is interested in. W—Wait to give the child a chance to initiate or get involved in an activity. L—Listen to what the child is trying to tell you. ~Hanan Early Language Program, 2011</p>			

Follow your child's lead!

For more information about early literacy activities, please contact Cara vanKlaveren, Early Literacy Specialist, at 519-539-4419 or visit www.oxfordccc.ca/oey/early-literacy/